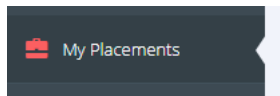


Completing your Field Safety Review Form in EXXAT

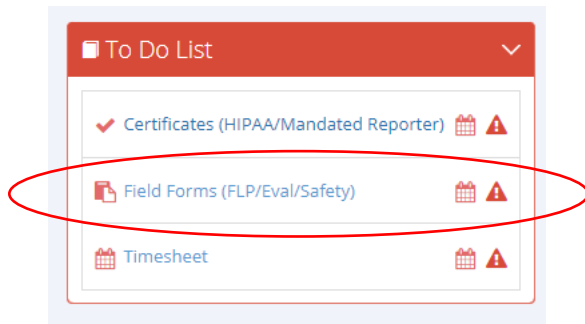
Log into [EXXAT](#) and from your Dashboard navigate to My Placements



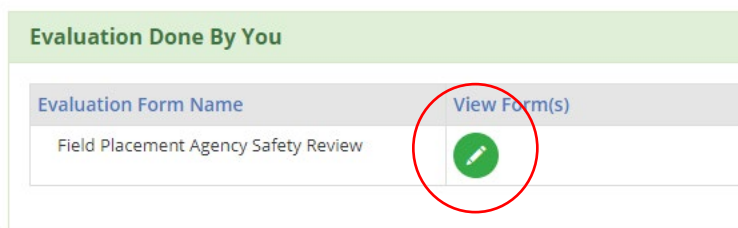
Choose the session that is aligned with your placement. (Yours will have a date and course number rather than Mock Session)



Look for the To-Do List on the Right Side and Navigate to Field Forms (FLP/Eval/Safety)



Scroll down to where it says Evaluation Done By You. Click on the pencil icon next to the Field Placement Agency Safety Review



Complete the Safety Review Form in collaboration with your field instructor

If you start the form and do not finish in one session, scroll to the bottom of the page and hit SAVE. Once you are ready to submit the form to your field liaison for review, click SUBMIT.

